

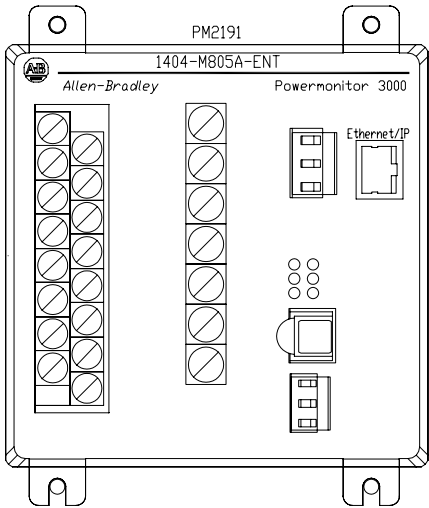
FOOT PRINTS FOR PANEL LAYOUT

1411-604-\_\_\_

1411-600-\_\_\_

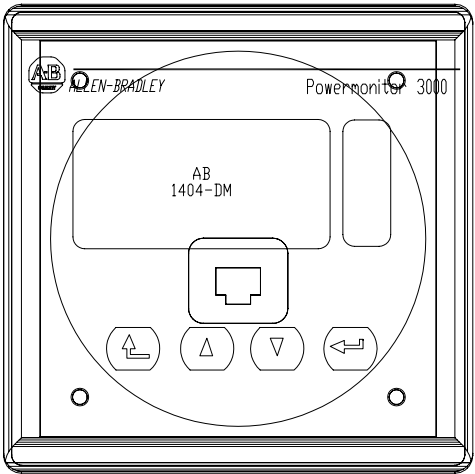
1411-601-\_\_\_

1411-617-\_\_\_



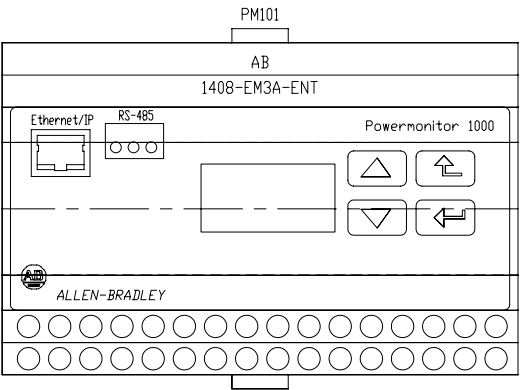
FP\_1404\_

POWER MONITOR 3000



FP\_1404-DM

POWER MONITOR 3000  
DISPLAY MODULE



FP\_1408\_

POWER MONITOR 1000

XXXX XXXXXXXX XX XXX XXXXXXXXXX XX XXXXXXXXXX XXXXXXXXXX XX XXX XXXXXXXXXX XXXXXXXXXX XXXXXX XX XXXXXXXXXX XXX XXX XXXXXX XXXXXXXX XX XXXXXXXXXX	XXXXXX_XXXX XXXXXX	ENERGY MANAGEMENT ACCELERATOR TOOLKIT PM3000 LAYOUT FOOTPRINTS		DWG DLS	DATE 05-29-09
		OBT COMPANY NAME		DWG NO EXAMPLE	DWG REV A
				SHEET 02 OF --	(CAD)